


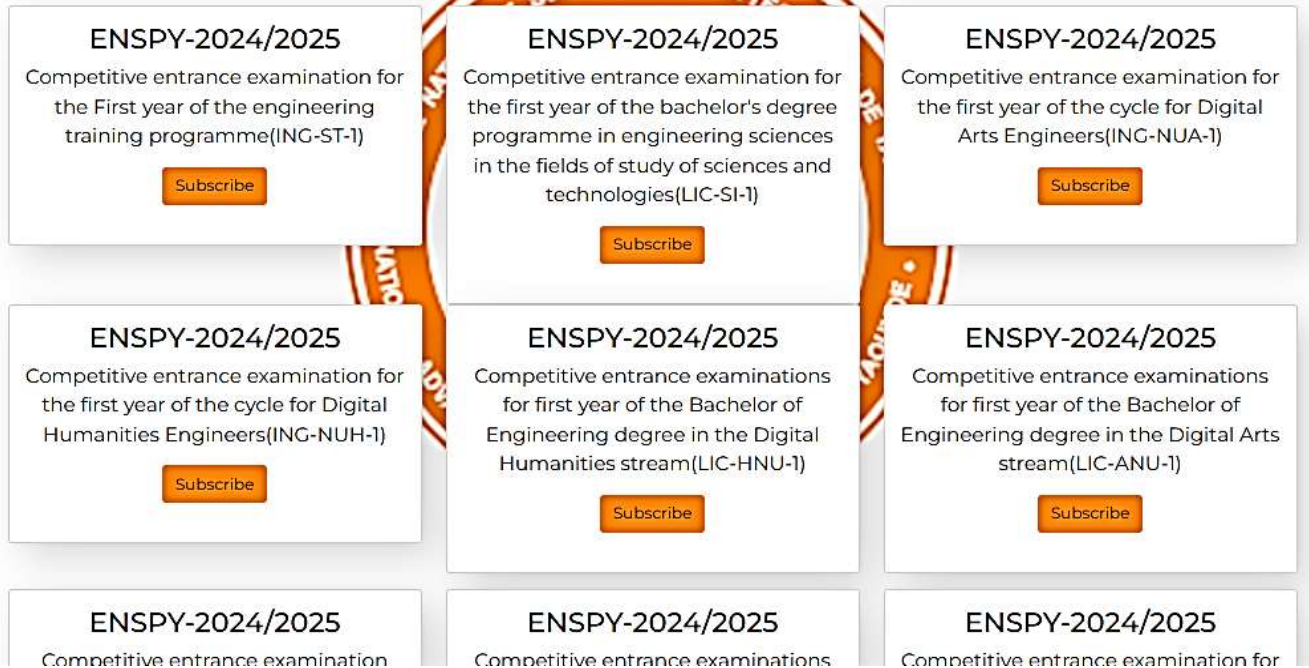
ONLINE REGISTRATION MANUAL FOR THE ENTRANCE EXAM TO THE NATIONAL ADVANCED SCHOOL OF ENGINEERING OF YAOUNDE

- Open your navigator and write : www.polytechnique.cm/concours or <https://concours.polytechnique/cm>
- Choice of language (French or English);



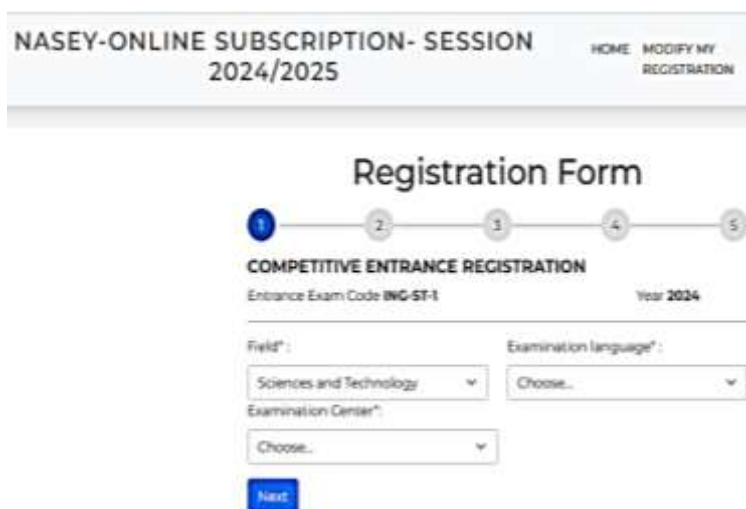
- Choice of the Entrance Exam (among the nine (09) Entrances launched) for which you want to apply

List of Competitive Entrance Examination



ENSPY-2024/2025 Competitive entrance examination for the First year of the engineering training programme(ING-ST-1) Subscribe	ENSPY-2024/2025 Competitive entrance examination for the first year of the bachelor's degree programme in engineering sciences in the fields of study of sciences and technologies(LIC-SI-1) Subscribe	ENSPY-2024/2025 Competitive entrance examination for the first year of the cycle for Digital Arts Engineers(ING-NUA-1) Subscribe
ENSPY-2024/2025 Competitive entrance examination for the first year of the cycle for Digital Humanities Engineers(ING-NUH-1) Subscribe	ENSPY-2024/2025 Competitive entrance examinations for first year of the Bachelor of Engineering degree in the Digital Humanities stream(LIC-HNU-1) Subscribe	ENSPY-2024/2025 Competitive entrance examinations for first year of the Bachelor of Engineering degree in the Digital Arts stream(LIC-ANU-1) Subscribe
ENSPY-2024/2025 Competitive entrance examination	ENSPY-2024/2025 Competitive entrance examinations	ENSPY-2024/2025 Competitive entrance examination for

- Fill in the various forms that are available;



NB : Please, tick the box under reserve if you do not yet have your Baccalaureate certificate.

If you already have your Baccalaureate /Advanced Levels certificate, fill in the information concerning your Baccalaureate/GCE O-L and your Probatoire/GCE A-L



Registration Form

1 2 3 4 5

Diplôme d'entrée

Subject Owing BAC/ GCE A/L? Certificate holder BAC/ GCE A/L?

Section

French Section? English Section?

[Previous](#) [Next](#)



Registration Form

1 2 3 4 5

Diplôme d'entrée

Subject Owing BAC/ GCE A/L? Certificate holder BAC/ GCE A/L?

Section

French Section? English Section?

Details GCE O/L

Type of GCE O/L: Session of GCE O/L:

Mark of GCE O/L: Establishment:

Numbers or subjects passed/Numbers of subjects (Ex: 12/14)

[Previous](#) [Next](#)

Registration Form



PAYMENT DETAILS

Important Mark to read:

If the date and name of payment Agency do not appear after typing the payment reference number, it will mean that your payment is invalide. Check out if your names are in the same order as on the payment receipt or you go back and lay a complaint at the Agency where you made the payment. Click on the **Verify** button after typing the number to validate or **Update** in case of any mistakes.

Bank* :

EXPRESS UNION

Transaction number* :

[Check](#)

[Previous](#)

- Enter the exact Number shown on your Express Union payment slip;
- Click the Verify button to ensure that your payment receipt is genuine and matches the name of the applicant who wants to use it;
- Click the Summary button to check any information that was entered earlier;
- If you make a mistake, go back and click on Validate your registration.